

THE BIG SWITCH

Marx Rulloda

Karlo Senga

Game Manual



DDB[®]

Copyright

The Big Switch, names and logos, as well as the distinctive design of the Player and Auction sheets, the tiles, and each of the distinctive elements of the sheets and tiles are registered copyrights of Balangay Entertainment™ for its board game and game equipment. No portion of The Big Switch may be reproduced in any way or form without permission from Balangay Entertainment™.

© 2016 Balangay Entertainment™, Quezon City, Philippines 1108. All Rights Reserved.

™ and © denote Philippine Trademarks. Actual components (colors and parts) may vary from those pictured.

Credits:

Project Management: Karlo Senga, Aaron Galzote
Game Design: Karlo Senga, Marx Rulloda
Art and Graphic Design: DDB Philippines, Aaron Galzote, Karlo Senga, Nicanor Valdez, Marx Rulloda, Aya Cariño-Valdez
Executive Producer: DDB Philippines
Producers: Karlo Senga, Marx Rulloda, Nicanor Valdez, Aya Cariño-Valdez, Aaron Galzote
Technical Consultants: Department of Energy- Energy Utilization Management Bureau
Playtesters: Lagro High School, DDB Philippines, Bernadette Chua, Janoor Gorgonia, Joshua Benzon, Simone Bernardo

Special Thanks to Gil and Grace Chua

DDB°

Questions?

Contact us at:

facebook.com/BalangayEnt
balangay.entertainment@gmail.com



Balangay™
ENTERTAINMENT

Welcome!

Welcome to The Big Switch: the game where better Appliances and good Habits mean big money!
Up to 5 contestants will go head-to-head in an all-out bidding war for the chance to be the coolest, richest, and most eco-friendly player of them all!
Are you ready to make the switch?

What's inside

- 5 Player sheets
- 1 Auction sheet
- 90 Appliance tiles
- 10 Character tiles
- 96 Credit coins (10s, 5s, and 1s)
- 33 Energy Star tokens
- 3 Round tokens
- 6 Savings tokens



How to win

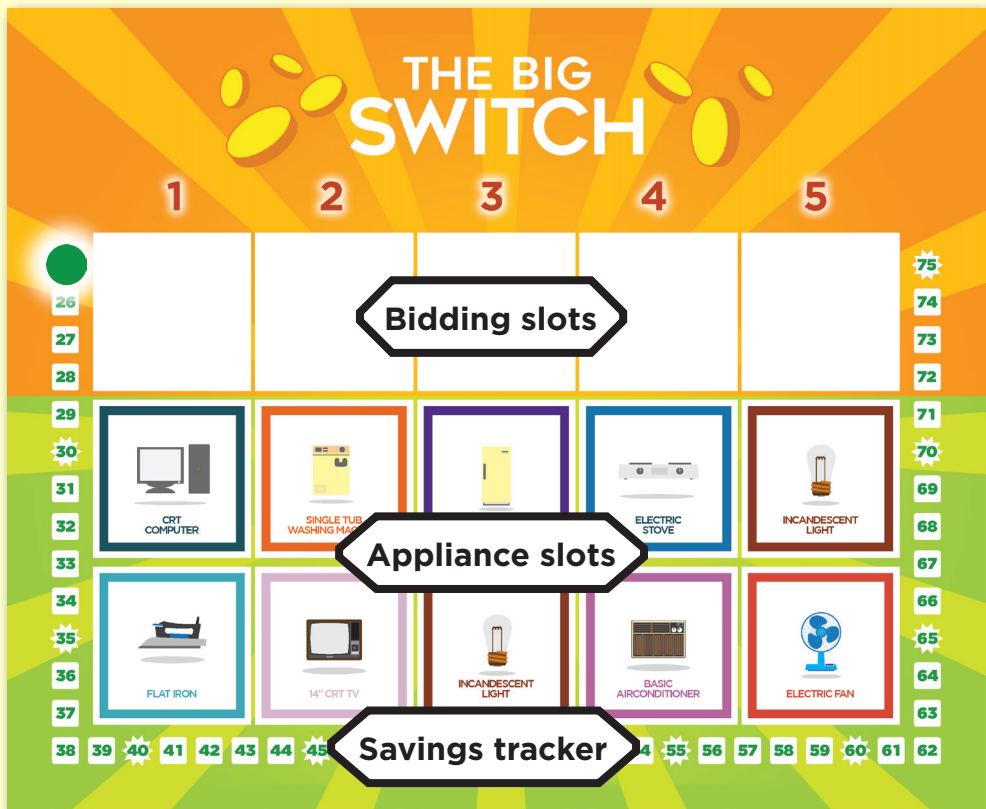
Collect as many Energy Stars as you can by purchasing Appliances and doing energy-saving Habits. Whoever has the most stars at the end of 7 rounds is the winner!



Setup


Set up the game in just 3 easy steps!

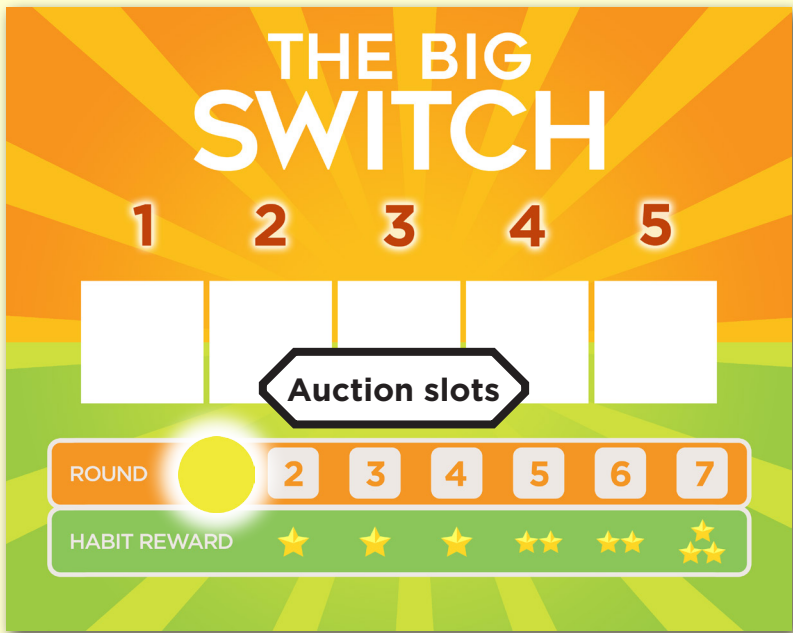
- 1) Each player takes a Player sheet and a Character tile, then places a small green Savings token on top of the number 25 on their Savings tracker.



You can flip Player sheets over to better match the positions of your Bidding slots with the Auction slots.

- 2) Place the Auction sheet in the middle of the table. Take a large yellow Round token and place it on the first space. Find something you can use as a 20-second timer (like a cell phone), or download the free app! (See FAQ)





3) Finally, mix up all the Appliance tiles in the box lid.



*There are different kinds of Washing Machines.
Some are more energy-efficient than others which is
indicated by having more Energy Stars.*



How to play

There are only six steps each round, and there's no need to wait for your turn because everyone will act at the same time!

- 1) Each player collects credits from the bank equal to their Savings, which is indicated by the number under their Savings token. The bank is wherever the unused credit tokens are gathered.



For the first round, each player gets 25 credits: four (4) 5-credit coins and five (5) 1-credit coins.

- 2) Get 5 Appliance tiles at random from the box lid, then place them into the 5 slots on the Auction sheet. For the first round, replace any tiles that have a Minimum Bid greater than 25. Take the time to look at what's for sale!




3) Each player grabs their credit tokens. Then, begin the auction by starting the 20-second timer! While the timer is running, players place coins inside their Bidding slots to bid for the Appliances they want on the Auction sheet. Make sure to bid equal or more than the Appliance's Minimum Bid, or the bid will automatically lose.



The Player bids for Item 1 with 20 credits, Item 3 with 24 credits, and Item 4 with 5 credits then flips his UltraHot Iron over.

Habits:

During the auction, players may flip over AND rotate into upright position Appliances they've previously bought to do energy-saving Habits for bonus rewards.



4) STOP! After 20 seconds are up, all hands off the table!
 Bonus Energy Stars are awarded to players who correctly do the Habits for ALL of their Appliances.
 Each of those players collect Energy Star tokens equal to the stars under the Round tracker of the current round.
 Players then flip all their tiles back to the Appliance side, upright.



*The Player collects 1 Energy Star token and flips his UltraHot Iron back to the Appliance side, upright.
 He then places his newly bought Induction Stove and LED Bulb to their proper slots and moves his Savings token forward 6 spaces.*

5) Each Appliance on sale goes to the highest bidder (as long as they meet its Minimum Bid). If the highest bids are tied, no one wins the Appliance. Pay the winning bids to the bank, then players with losing bids take back their credits.

Each player places the Appliances they won on the matching slots of their Player sheet. Each time a player gets a new Appliance, they move their token forward along the Savings tracker as many times as the Savings rating on the Appliance tile (See FAQ for if a player buys two appliances of the same type since only one can occupy a slot at a time).

6) Remove all unsold Appliances on the Auction sheet from the game. Move on to the next round by moving the Round token forward to the next number then going back to Step 1, which is to collect credits from the bank. The game ends after the 7th round after which it's time to count stars!



THE BIG SWITCH

1

2

3

4

5

ROUND

1

2

4

5

6

7

HABIT REWARD

★

★

★

★★

★★

★★★

The Auction sheet is cleared of unsold Appliances and the Round token is moved to the next number.

Winner!

At the end of the 7th round, count how many Energy Stars each player has, both from their Appliances and their Energy Star tokens.

The player with the most Energy Stars wins!



Frequently Asked Questions

Can I bid for more than one item?

Yes, you can bid for as many items as you want by placing coins in their respective Bidding slots. Just remember that each Appliance has a Minimum Bid!

Can I change or remove my bid for an item?

Yes, feel free to move your bids around while time has not run out yet. You can even bluff other players with your bids!

Can I hide my bids or my credits?

Yes, though it might make it harder to do your Habits quickly or change your bids easily. If you feel it's worth the effort, go ahead and play it your way!

I bought two Appliances of the same type!

What now?

Choose which Appliance you'd rather keep then remove the other one from the game. As a refund, collect credits from the bank equal to the Minimum Bid of the Appliance you chose to remove. Then, move your Savings token equal to the difference between the old and new Appliances' Savings ratings. For example, you replaced an Eco Aircon (Rating 5) with an Inverter Aircon (Rating 8), move your Player token forward by three spaces.

Keep in mind that there are two slots for Lights and you will only need to choose and remove one if you bought a third.

One of my Appliances is on its side or upside-down after flipping. Does it count towards my Habits?

No, an Appliance must be flipped AND upright (facing you) to be considered correctly done. Tiles that are off-center or slightly tilted are considered correct if other players agree.

I ran out of tokens to get!

Players are encouraged to convert their coins and Energy Star tokens to higher denominations to have an easier time handling them. Ask the other players if they have tokens to change!

Two or more players have the same number of stars at the end of the game! Who wins?

The player with fewer Appliances wins for having more efficient Appliances overall. If there is still a tie for the least number of Appliances, whoever is further along their Savings tracker wins.

What about the free App mentioned earlier?

You can download a supplementary App made for the game for free. It includes a timer, a round tracker, and a savings calculator all automated for your convenience. Just search for The Big Switch on the App store.

Setup

- 1) Each player gets a Player sheet and a Character tile, then places a Savings token on top of the number 25 on their Savings tracker.
- 2) Place the Auction sheet in the middle of the table and put a Round token on the first space of the Round tracker.
- 3) Mix all the Appliance tiles together in the game box lid.

Gameflow

- 1) Each player gets credits equal to the number that their Savings token is on.
- 2) Randomly take 5 Appliance tiles and place them on the Auction slots on the Auction sheet.
- 3) Start the 20-second timer to begin the auction, during which players may bid for Appliances and do Habits.
- 4) After the timer runs out, award bonus stars to players who correctly did ALL of their Habits. Afterwards, players flip all of their tiles back to the Appliance side.
- 5) Award each Appliance to the highest bidder, then players move their tokens along their Savings tracker based on the Savings ratings of their new Appliances.
- 6) Remove all unsold Appliances on the Auction sheet from the game, then advance the Round token to the next space. Repeat all steps until the end of 7 rounds.